

RINGO TILT 1

CARDANS

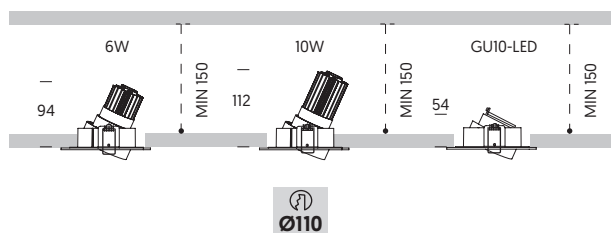
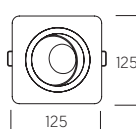


	W	mA	TEMP	LUM	CRI
6W	6,2	350	2.700K	570	>90
			3.000K	595	
			4.000K	635	
10W	10,4	300	2.700K	1.005	>95
			3.000K	1.070	
			4.000K	1.135	

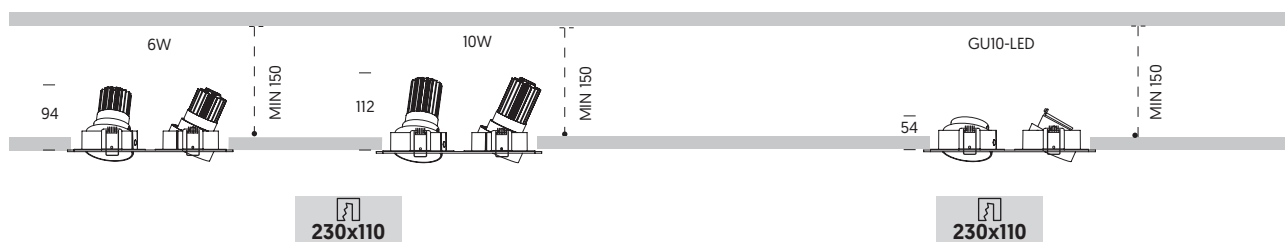
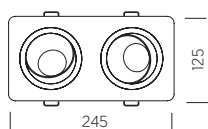


TEC.DRAWINGS

RINGO TILT 1.1



RINGO TILT 1.2





GU 10	LED		IP20 EXT	230V		40°		355°	
Ringo T - 1.1	Max. 10W	RT11	E	10	X	X	X	X	WS
		RT11	E	10	X	X	X	X	BS
Ringo T - 1.2	Max. 2x10W	RT12	E	10	X	X	X	X	WS
		RT12	E	10	X	X	X	X	BS

LED		IP33 EXT	230V		40°		355°		50.000h L90/B10	McAdam C2
Ringo T - 1.1	≈ 6W	> 600lm	RT11	A	06	.	.	4	.	..
	≈ 10W	> 1000lm	RT11	A	10	.	.	4	.	..
Ringo T - 1.2	≈ 12W	> 2x600lm	RT12	A	06	.	.	4	.	..
	≈ 20W	> 2x1000lm	RT12	A	10	.	.	4	.	..

BASIC OPTIONS

	N	No Dimmable								
	3	3000K								
	4	40°								
	B	Clear Difusser								
	WS	Satin White	RT11	A	..	N	3	4	B	WS
			RT12	A	..	N	3	4	B	WS
	BS	Satin Black	RT11	A	..	N	3	4	B	BS
			RT12	A	..	N	3	4	B	BS

CUSTOMIZE OPTIONS

LED CONTROL

	F	Dimmable Push	RT1·	A	..	F	.	4	.	..
	D	Dimmable Dali	RT1·	A	..	D	.	4	.	..

LED COLOR TEMPERATURE

	2	2700K	RT1·	A	..	.	2	1	A	..
	4	4000K	RT1·	A	..	.	4	2	A	..

LED BEAM ANGLE

	1	16°	RT1·	A	.	.	.	1	.	..
	2	24°	RT1·	A	.	.	.	2	.	..

COLOURS

	WG	White + Gold	RT1·	A	WG
	BG	Black + Gold	RT1·	A	BG
	BW	Black + White	RT1·	A	BW
	WB	White + Black	RT1·	A	WB

LED COMPLEMENTS

	A	Ice Difusser	RT1·	A	A	..
--	----------	--------------	------	---	----	----------	----------	----------	----------	-----------