

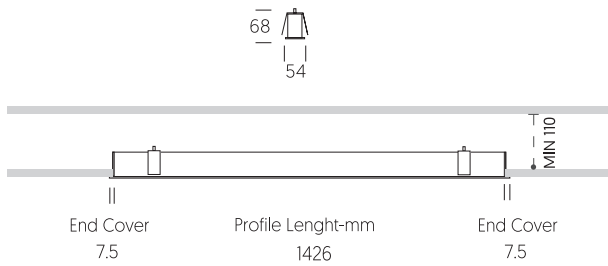
LINE E IP54

PROFILES

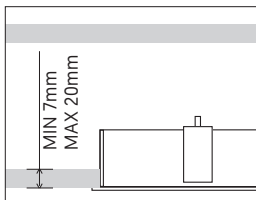


	W	mm	mA	TEMP	LUM	CRI
LINE_14	28	1.426	250	3.000K	4.650	>85
				4.000K	4.998	


TEC.DRAWINGS



TECHNICAL DETAILS



Espesor mínimo de techo 7mm y máximo 20mm / Minimum roof thickness 7mm and maximum 20mm.



LED 230V IP54 INT IP20 INT 60.000h L80 McAdam C3
 ≈ 28W > 4.000lm **LNEI A 14 . . 9 . .**

CUSTOMIZE OPTIONS

LED CONTROL

NO DIM	N	No Dim	LNEI	A	14	N	.	.	9
PUSH	F	Dimmable Push	LNEI	A	14	F	.	.	9
DALI	D	Dimmable Dali	LNEI	A	14	D	.	.	9

LED COLOR TEMPERATURE

3K	3	3000K	LNEI	A	14	.	.	3	9
4K	4	4000K	LNEI	A	14	.	.	4	9

LED BEAM ANGLE

9	9	120°	LNEI	A	14	.	.	.	9
----------	----------	------	------	---	----	---	---	---	---	---	---	---	---

LED COMPLEMENTS

A	A	Ice Diffusser	LNEI	A	14	.	.	.	9	.	.	A	.
C	C	MicroPrismatic Dif.	LNEI	A	14	.	.	.	9	.	.	C	.

COLOURS

WS	WS	Satin White	LNEI	A	14	.	.	.	9	.	.	.	WS
BS	BS	Satin Black	LNEI	A	14	.	.	.	9	.	.	.	BS