

KONO 1

RECESSED

Fixed recessed luminaire with circular base for indoor use with recessed design to avoid glare. With IP54 for integrated LED, which allows it to be in spaces with humidity, although not with water. LED driver included, without dimming or with the possibilities of DALI or PUSH dimming.

Available with exclusive GU10 socket for replacement LED lamps with power not exceeding 10W. Electrical transformer and lamp not included.

Qualities

LED GU10 230V MAX 10W IP54 EXT IP20 INT 55.000h McAdam C2

Led Colour

2.7K 3K 4K

Regulation

NO DIM DALI PUSH

Beam Angle

16° 24° 40°

Finish


Black White Gold White+Gold

Diffuser

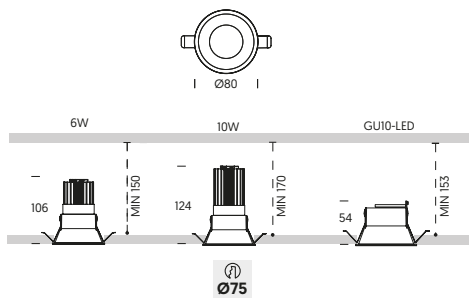
Clear

Installation

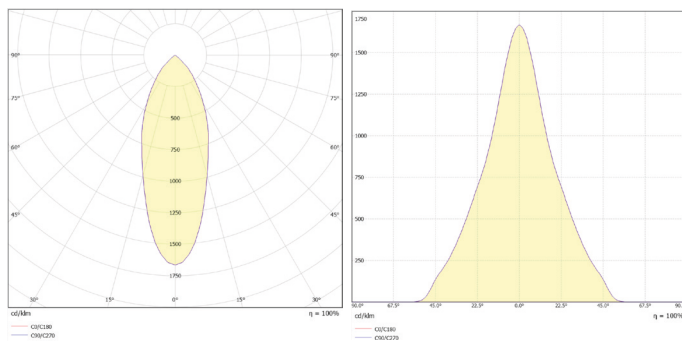
Recessed



TEC. DRAWINGS



	W	mA	TEMP	LUM	CRI
KONO 1	6W	350	2.700K	570	>90
			3.000K	595	
			4.000K	635	
	10W	300	2.700K	1005	>95
			3.000K	1070	
			4.000K	1135	



REF. CODE

CODE BASE **Technology** **Power** **LED Control** **LED Colour** **Beam angle** **Diffuser** **Finishes**

KN01 + A Led + 6 6W + N NoDim + 2 2700K + 1 16° + A Ice + BS Black

E GU10 10 10W D Dali 3 3000K 2 24° B Clear WS White

10 Max.10W F Push 4 4000K 4 40° X n/a GD Gold

X n/a X n/a X n/a WG White + Gold