

ADOT PROFILES

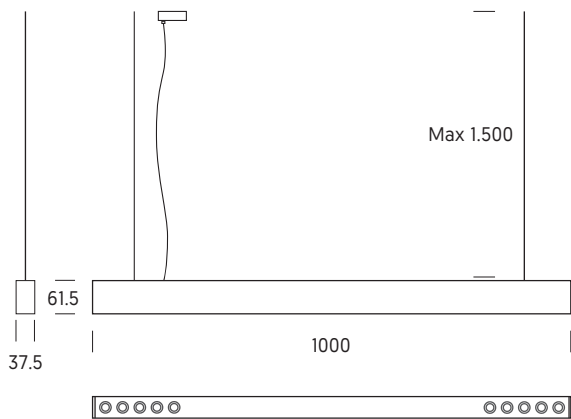


	W	mA	TEMP	LUM	CRI
ADOT	20	700	2.700K	2 x 1.000	>90
			3.000K	2 x 1.079	
			4.000K	2 x 1.155	




TEC.DRAWINGS


Pendant Version



Surface Version



Track Version



LED 230V IP20

2x5P ≈ 20W > 2.000lm ADT5 A 05

BASIC OPTIONS

NO DIM	N	No Dimmable								
3K	3	3000K								
30°	3	30°								
S	S	Surface Version								
WB	WB	Satin White Black	ADT5	A	05	N	3	3	S	WB
BS	BS	Satin Black	ADT5	A	05	N	3	3	S	BS

CUSTOMIZE OPTIONS

LED CONTROL

DALI	D	Dimmable Dali	ADT5	A	.	D
------	---	---------------	------	---	---	---	---	---	---	----

LED COLOR TEMPERATURE

2.7K	2	2700K	ADT5	A	.	.	2
4K	4	4000K	ADT5	A	.	.	4

LED BEAM ANGLE

19°	1	19°	ADT5	A	.	.	.	1	.	..
-----	---	-----	------	---	---	---	---	---	---	----

L-DOT MOUNTING

P	P	Pendant Version	ADT5	A	P	..
T	T	Track Version	ADT5	A	T	..

DETAIL PHOTO



Track Version